

## Data sheet

### Hydraulic data

Maximum operating pressure $P_N$	10 bar
Pressure port	Rp 1½
Min. fluid temperature $T_{min}$	-20 °C
Max. fluid temperature $T_{max}$	120 °C
Min. ambient temperature $T_{min}$	-15 °C
Max. ambient temperature $T_{max}$	50 °C

### Motor data

Mains connection	3~400 V, 50 Hz
Voltage tolerance	±10 %
Rated power $P_2$	1.85 kW
Rated current $I_N$	4 A
Rated speed $n$	2900 1/min
Insulation class	F
Protection class motor	IP55

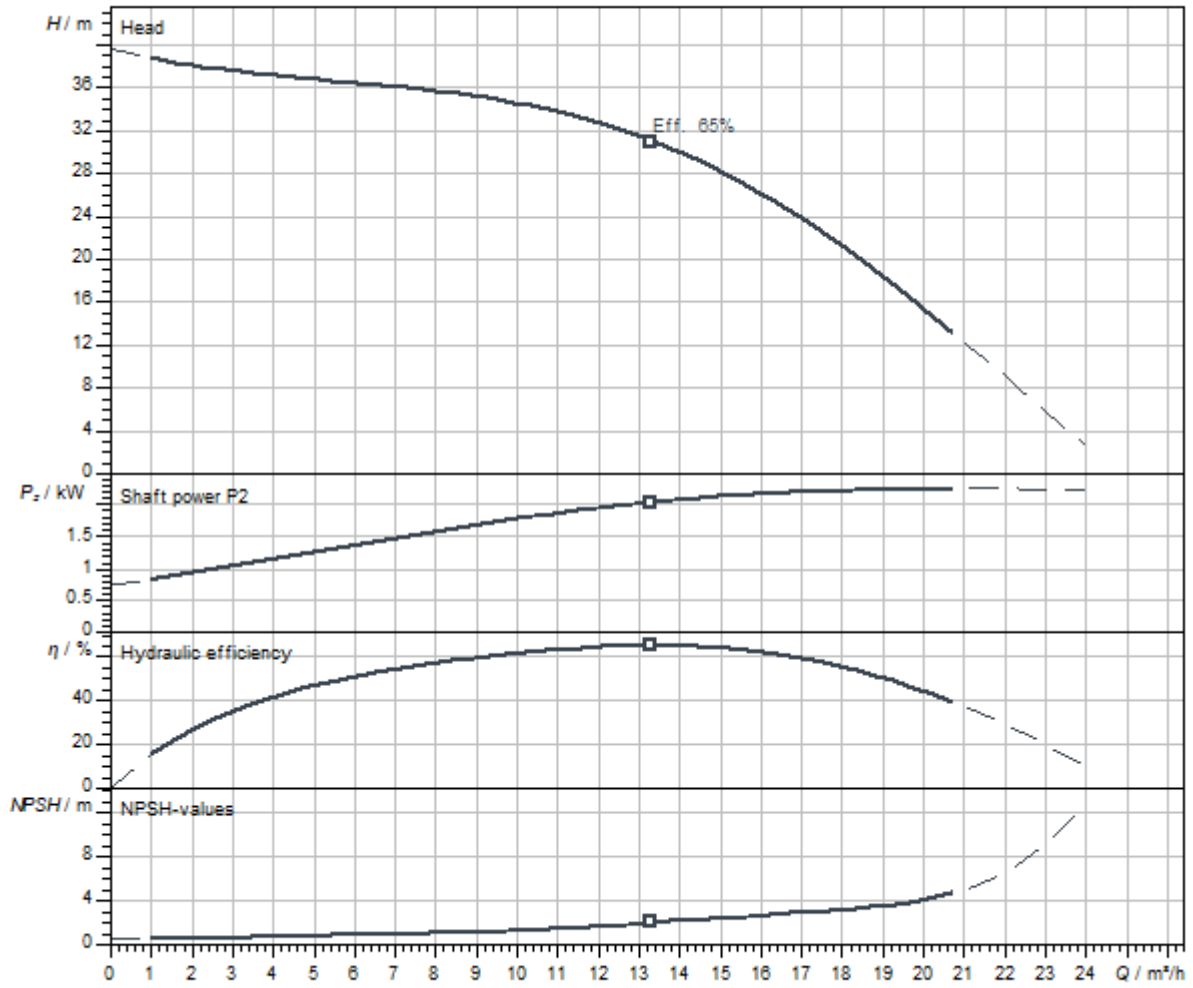
### Materials

Pump housing	Stainless steel
Shaft	Stainless steel
Shaft seal	BQ1E3GG
Gasket material	EPDM
Impeller	Stainless steel

### Installation dimensions

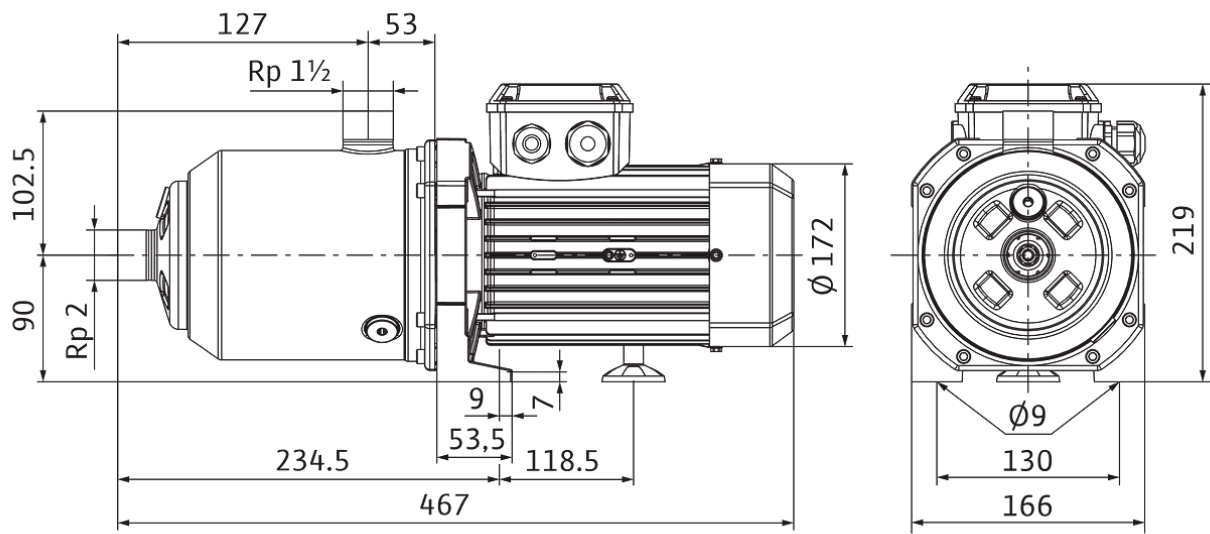
Pipe connection on the suction side $DNs$	Rp 2
Pipe connection on the discharge side $DNd$	Rp 1½

Pump curves

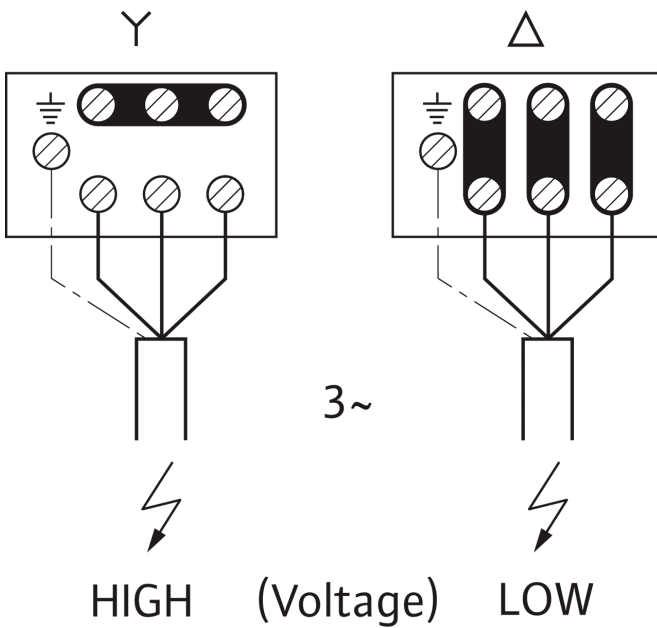


Dimensions and dimensions drawings

Medana CH1-L.1603-1/E/E/10T



Wiring diagram



## Ordering information

### Product data

Brand	Wilo
Product description	Medana CH1-L.1603-1/E/E/10T
Article number	4239783
EAN number	4062679033327
Colour	Green/black/silver
Minimum order quantity	1
Date of sales availability	2021-03-30

### Dimension, weight

Length with packaging	600 mm
Length <i>L</i>	467 mm
Height with packaging	280 mm
Height <i>H</i>	211.8 mm
Width with packaging	260 mm
Width <i>W</i>	166 mm
Gross weight, approx. <i>m</i>	20.4 kg
Net weight, approx. <i>m</i>	18.9 kg

### Packaging

Number per layer	1
Packaging property	Transport packaging
Packaging type	Cardboard box
Pieces per pallet	1