

ZV

Applications

Sewage treatment plants
Industrial draining
Agriculture irrigation

Operating conditions

Maximum fluid temperature up to +40°C

Motor and Pump

Rewindable motor

Single-phase: 220 - 240V/50Hz

Three-phase: 380 - 415V/50Hz

It's available to equip with floating switch

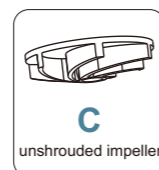
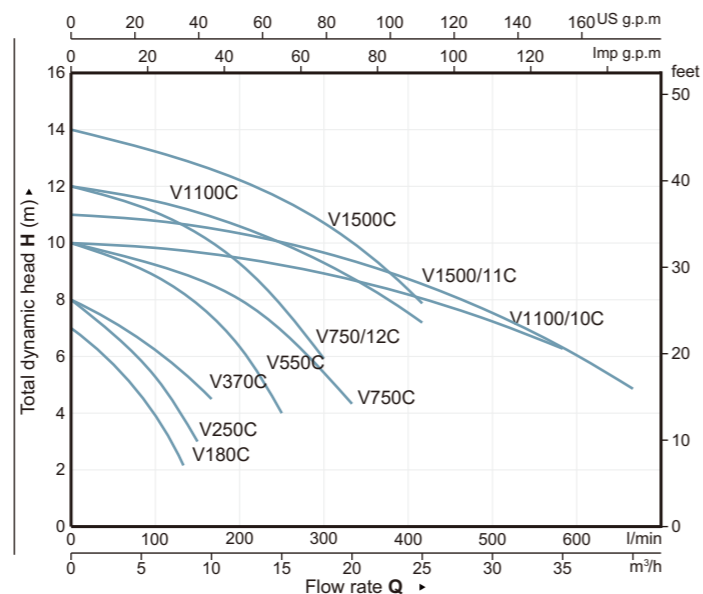
It can work in water containing fiber

Curve tolerance according to ISO 9906

Options on request

Special mechanical seal

Other voltages or frequency 60Hz



Components	Material
Motor external casing	AISI 304 SS
Mechanical seal	Graphite-Ceramic
Shaft	AISI 304 SS-ASTM 5140
Seal lubricant oil	Oil for food machinery and pharmaceutical use.

PERFORMANCE DATA 50Hz

MODEL		P ₂		DELIVERY n≈2850 1/min													
1~ 220 - 240V	3~ 380 - 415V	kW	HP	Q	m³/h												
					0	3	6	9	12	15	18	24	30	36	40		
				l/min	0	50	100	150	200	250	300	400	500	600	667		
V180C	V180/7TC	0.18	0.25	H(m)	7.1	6.0	3.8	-	-	-	-	-	-	-	-		
V250C	V250/8TC	0.25	0.33		8.0	7.0	5.0	3.0	-	-	-	-	-	-	-		
V370C	V370/8TC	0.37	0.5		8.1	7.0	6.0	5.0	-	-	-	-	-	-	-		
V550C	V550/10TC	0.55	0.75		10.2	9.5	8.8	7.8	6.3	4.0	-	-	-	-	-		
V750C	V750TC	0.75	1		10.0	9.6	9.2	8.7	8.0	6.9	5.6	-	-	-	-		
V750/12C	V750/12TC	0.75	1		12.1	11.6	11.0	10.3	9.5	7.8	5.8	-	-	-	-		
V1100C	V1100TC	1.1	1.5		12.0	11.8	11.4	11.0	10.5	10.0	9.3	7.3	-	-	-		
V1100/10C	V1100/10TC	1.1	1.5		10.1	9.9	9.8	9.6	9.4	9.2	9.0	8.9	7.3	-	-		
V1500C	V1500TC	1.5	2		14.0	13.6	12.9	12.7	12.1	11.5	10.7	8.6	-	-	-		
V1500/11C	V1500/11TC	1.5	2		11.2	11.0	10.5	10.3	10	9.6	9.3	8.3	6.8	6.0	4.8		

ZV

Applications

Sewage treatment plants
Industrial draining
Agriculture irrigation

Operating conditions

Maximum fluid temperature up to +40°C

Motor and Pump

Rewindable motor

Single-phase: 220 - 240V/50Hz **Three-**

phase: 380 - 415V/50Hz

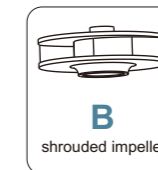
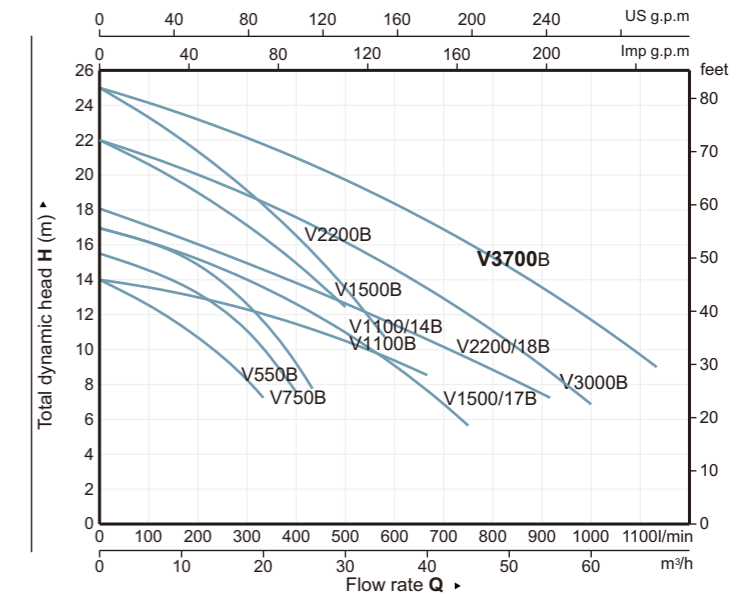
It's available to equip with floating switch

Curve tolerance according to ISO 9906

Options on request

Special mechanical seal

Other voltages or frequency 60Hz



Components	Material
Motor external casing	AISI 304 SS
Mechanical seal	Graphite-Ceramic
Shaft	AISI 304 SS-ASTM 5140
Seal lubricant oil	Oil for food machinery and pharmaceutical use.

PERFORMANCE DATA 50Hz

MODEL		P ₂		DELIVERY n≈2850 1/min													
1~ 220 - 240V	3~ 380 - 415V	kW	HP	Q	m³/h												
					0	6	12	18	24	30	36	42	48	54	60	68	
				l/min	0	100	200	300	400	500	600	700	800	900	1000	1133	
V550B	V550TB	0.55	0.75	H(m)	14.0	12.3	11.0	8.3	-	-	-	-	-	-	-	-	
V750B	V750TB	0.75	1		15.6	14.6	13.1	11.7	7.5	-	-	-	-	-	-	-	
V1100B	V1100TB	1.1	1.5		17.1	15.3	13.5	12.4	8.5	-	-	-	-	-	-	-	
V1100/14B	V1100/14TB	1.1	1.5		14.1	13.5	13.0	12.3	11.5	10.5	9.3	-	-	-	-	-	
V1500B	V1500TB	1.5	2		22.0	20.6	18.9	17.1	14.9	12.4	-	-	-	-	-	-	
V1500/17B	V1500/17TB	1.5	2		17.0	16.1	15.2	14.1	12.8	10.6	8.9	7.7	-	-	-	-	
V2200B	V2200TB	2.2	3		25.1	23.3	21.4	19.1	16.5	13.5	-	-	-	-	-	-	
V2200/18B	V2200/18TB	2.2	3		18.3	17.5	16.0	15.4	14.2	13.0	11.7	10.7	8.8	7.7	-	-	
-	V3000TB	3	4		22.1	21.1	20.0	18.8	17.5	16.2	14.6	12.9	11.1	9.1	6.9	-	
-	V3700TB	3.7	5		25.0	24.1	23.2	22.1	20.9	19.7	18.4	16.8	15.3	13.5	11.7	9.6	

ZV

Applications

Sewage treatment plants
Industrial draining
Agriculture irrigation

Operating conditions

Maximum fluid temperature up to +40°C

Motor and Pump

Rewindable motor

Single-phase: 220 - 240V/50Hz

Three-phase: 380 - 415V/50Hz

It's available to equip with floating switch

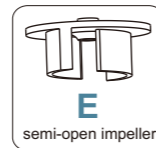
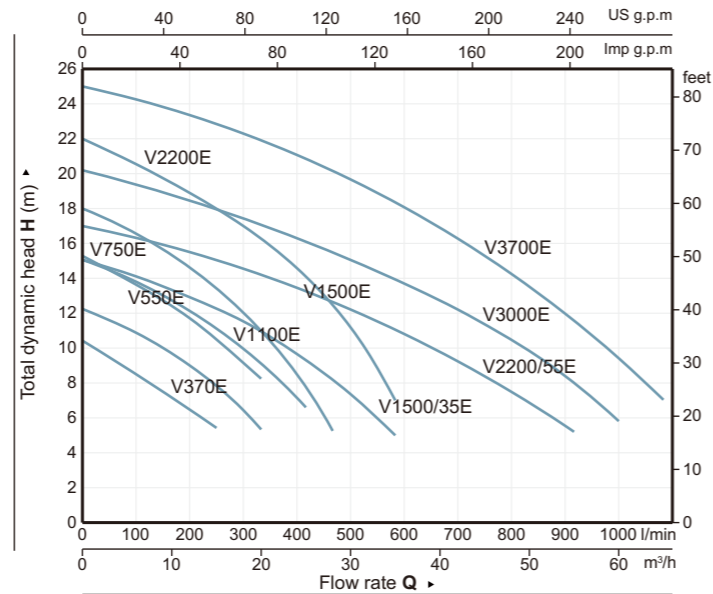
It can work in water containing fiber

Curve tolerance according to ISO 9906

Options on request

Special mechanical seal

Other voltages or frequency 60Hz



Components	Material
Motor external casing	AISI 304 SS
Mechanical seal	Graphite-Ceramic
Shaft	AISI 304 SS-ASTM 5140
Seal lubricant oil	Oil for food machinery and pharmaceutical use.

PERFORMANCE DATA 50Hz

MODEL		P ₂		DELIVERY n≈2850 1/min																
1~ 220 - 240V	3~ 380 - 415V	kW	HP	Q	H(m)															
					m³/h	0	5	10	15	20	25	30	35	40	45	50	55	60	65	
V370E	V37TE	0.37	0.5		10.3	8.3	7.2	5.4	-	-	-	-	-	-	-	-	-	-	-	
V550E	V550TE	0.55	0.75		12.1	10.7	9.7	7.8	5.3	-	-	-	-	-	-	-	-	-	-	
V750E	V750TE	0.75	1		15.5	13.1	12.4	10.5	8.2	-	-	-	-	-	-	-	-	-	-	
V1100E	V100TE	1.1	1.5		15.1	13.5	12.7	11.1	9.1	6.6	-	-	-	-	-	-	-	-	-	
V1500E	V1500TE	1.5	2		18.2	16.4	15.3	13.4	11	7.7	-	-	-	-	-	-	-	-	-	
V1500/35E	V1500/35TE	1.5	2		15.1	13.5	13.3	12.3	10.9	9.3	7.3	4.9	-	-	-	-	-	-	-	
V2200E	V2200TE	2.2	3		22.0	20.3	19.5	18	16.3	14	10.9	7.2	-	-	-	-	-	-	-	
V2200/55E	V2200/55TE	2.2	3		17.1	16.4	15.8	15	14.2	13.3	12.2	11	9.8	8.4	6.9	5.2	-	-	-	
-	V3000TE	3	4		20.2	19.5	18.7	17.9	17	16.1	15	13.9	12.7	11.3	9.8	8	5.8	-	-	
-	V3700TE	3.7	5		25.0	24.4	23.6	22.8	21.9	20.8	19.7	18.4	16.9	15.3	13.5	11.5	9.4	7	-	

ZV

Applications

Sewage treatment plants
Industrial draining
Agriculture irrigation

Operating conditions

Maximum fluid temperature up to +40°C

Motor and Pump

Rewindable motor

Single-phase: 220 - 240V/50Hz

Three-phase: 380 - 415V/50Hz

It's available to equip with floating switch

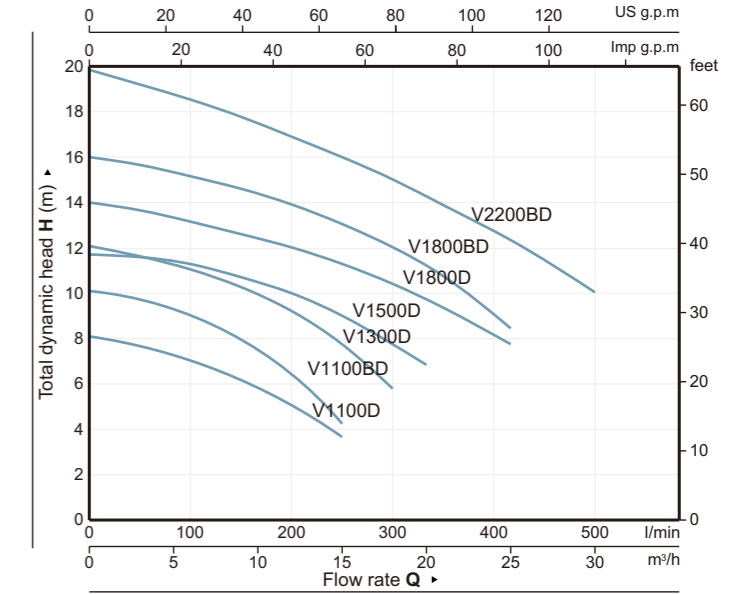
It can work in water containing fiber

Curve tolerance according to ISO 9906

Options on request

Special mechanical seal

Other voltages or frequency 60Hz



BD
shrouded cutting impeller



CD
unshrouded cutting impeller



Components	Material
Motor external casing	AISI 304 SS
Mechanical seal	Graphite-Ceramic
Shaft	AISI 304 SS-ASTM 5140
Seal lubricant oil	Oil for food machinery and pharmaceutical use.

PERFORMANCE DATA 50Hz

MODEL		P ₂		DELIVERY n≈2850 1/min																
1~ 220 - 240V	3~ 380 - 415V	kW	HP	Q	H(m)															
					m³/h	0	3	6	9	12	15	18	21	24	27	30				
V1100D	V1100TD	1.1	1.5		8.2	7.6	7.0	6.2	5.1	3.7	-	-	-	-	-	-	-	-	-	
V1300D	V1300TD	1.3	1.8		12.1	11.6	11.0	10.3	9.5	7.8	5.8	-	-	-	-	-	-	-	-	
V1500D	V1500TD	1.5	2		11.7	11.6	11.3	10.7	10	9.1	7.7	6	-	-	-	-	-	-	-	
V1800D	V1800TD	1.8	2.5		14.0	13.6	13.1	12.6	12.0	11.3	10.4	9.4	8.1	-	-	-	-	-	-	
V1100BD	V1100TBD	1.1	1.5		10.2	9.6	8.9	8.1	6.8	5.2	-	-	-	-	-	-	-	-	-	
V1300BD	V1300TBD	1.3	1.8		14.1	13.6	12.8	11.5	10.9	8.8	6.5	-	-	-	-	-	-	-	-	
V1500BD	V1500TBD	1.5	2		14.1	13.7	13.2	12.6	11.8	10.9	9.7	7.8	-	-	-	-	-	-	-	
V1800BD	V1800TBD	1.8	2.5		16.0	15.6	15.1	14.6	14.0	13.3	12.4	11.4	10.1	-	-	-	-	-	-	
V2200BD	V2200TBD	2.2	3		19.8	19.2	18.6	17.8	16.9	16.0	15.1	13.9	12.9	11.5	10.4	-	-	-	-	